

The 2into3 Quarterly Recruitment Monitor

Quarter 1 2017

*2into3,
Pembroke Hall,
38/39 Fitzwilliam Square West,
D02NX53
+353 1 234 3101
www.2into3.com*

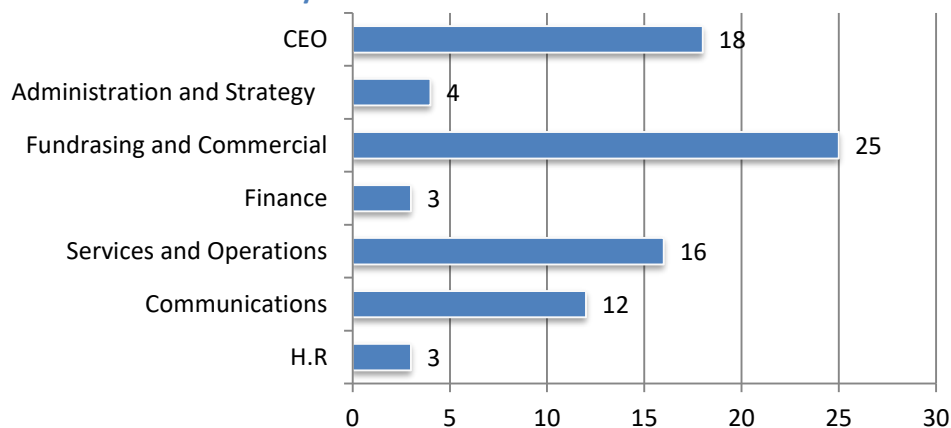
The 2into3 Quarterly Recruitment Monitor tracks trends and provides insight on management level recruitment in the not-for-profit sector on a quarterly basis

Recruitment Overview

Management roles advertised in the not-for-profit sector

82

Roles Advertised by Function



- Fundraising and Commercial functions dominated the senior level not-for-profit jobs market in Q1 2017, accounting for 31% of roles. Positions include Head of Fundraising, Institutional Grants Manager and National Fundraising Development Manager
- CEO roles accounted for 22% of roles, followed by 21% for Services and Operations roles
- Finance and HR denoted small activity accounting for 4% respectively

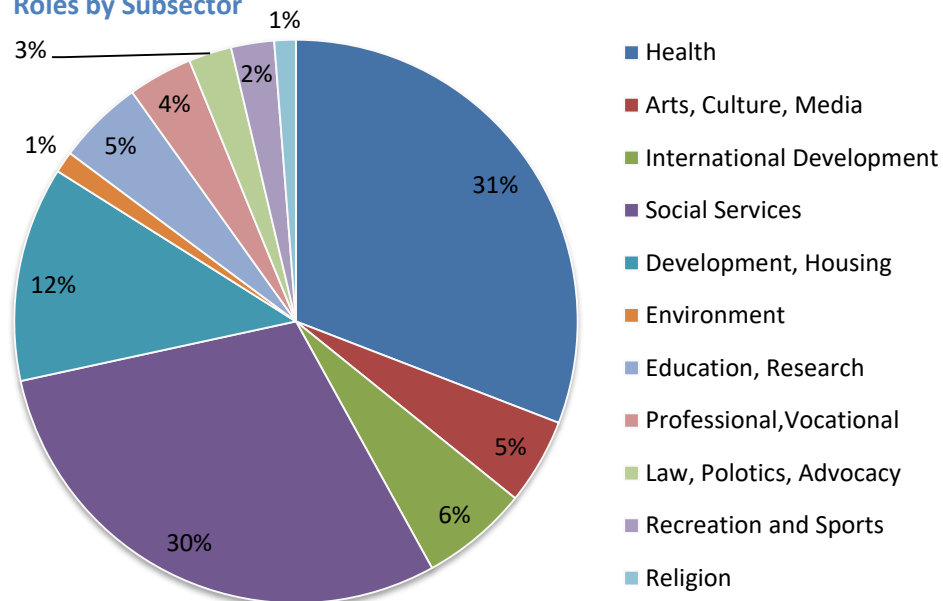
Full Time Roles 75

Part Time Roles 7

Recruitment by Subsector

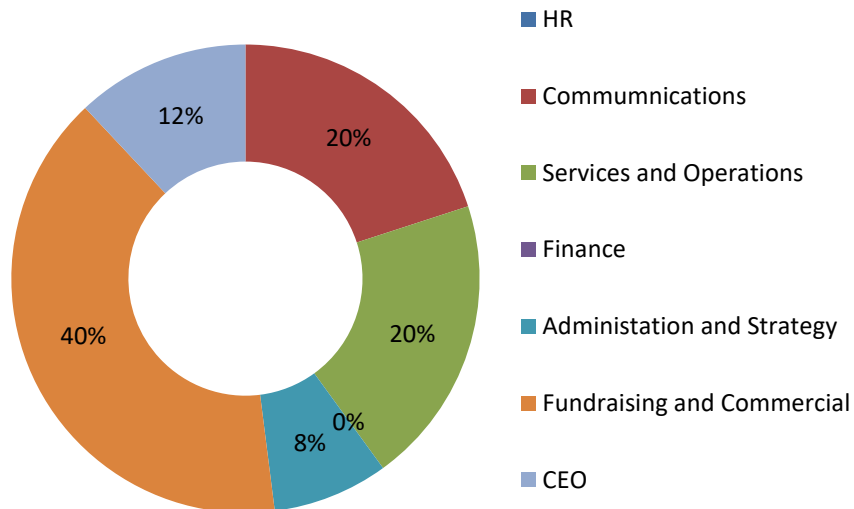
Health is the largest subsector accounting for 31% of total advertised roles followed by Social Services at 30%

Roles by Subsector

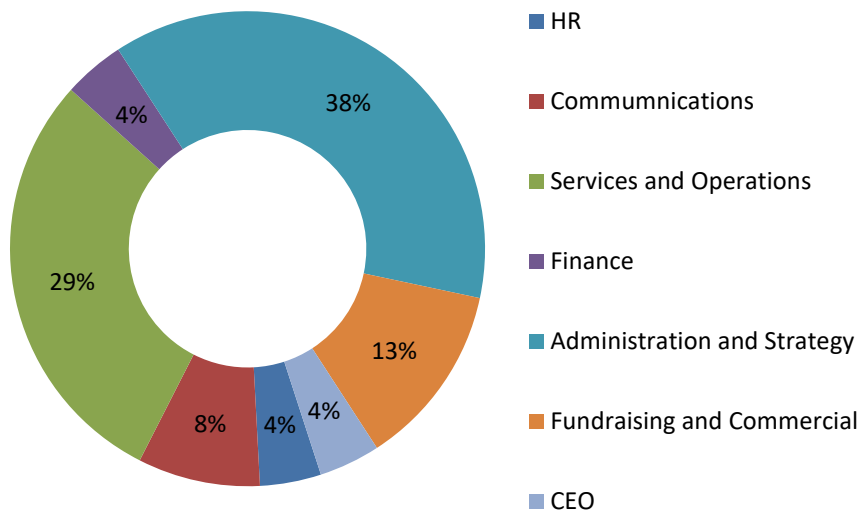


Subsector Highlights

Roles in the Health subsector



Roles in the Social Services subsector



Methodology

The information from this report has been collated from the following sources;

- Active Link
- Irishjobs.ie
- Irish Times Executive Jobs
- The Charities Institute of Ireland
- The Wheel

About 2into3

2into3 offers a specialist recruitment service. Our experience allows us to recognise the needs of organisations and the ever increasing demand on the capabilities of top level executives.

This commitment to the sector gives a unique insight into the complex challenges and constraints leaders are expected to contend with when managing the increasing need for effectiveness and efficiency within this environment.

2into3's knowledge, reputation, expertise and processes ensures that we can deliver for our clients. In 2016 2into3 filled 17 senior roles, securing an average of 37 applications for all recruitment assignments.

35% Percentage of candidates met for first round screening interview

4 Average number of suitable, shortlisted candidates presented

50% Percentage of shortlisted candidates were deemed appointable

8.5 The average duration of assignments from advert placement to candidates acceptance of an offer